

# TOSHIBA SSD Firmware Update Tool

Version 1.0.1.4

User's Manual

## **DISCLAIMER**

We assume no responsibility whatsoever for any damage or loss resulting from the use of this application. SSD Firmware Update Tool should be executed at your own risk.

## **About Trademarks**

Microsoft, Windows Vista and Windows are either registered trademarks or trademarks of Microsoft Corporation in the United States and other countries.  
All other brand names and product names are registered trademarks or trademarks of their respective companies.

## Contents

DISCLAIMER .....	1
About Trademarks.....	1
Safety Precautions .....	3
1. Introduction.....	5
2. System Requirements .....	6
3. How to use SSD Firmware Update Tool.....	7
RESTRICTIONS ON PRODUCT USE .....	10

## Safety Precautions



This section lists important precautions which users of our product(s) (and anyone else) should observe in order to avoid injury to human body and damage to property, and to ensure safe and correct use of our products. Please be sure that you understand the meanings of the labels and graphic symbols described below before you move on to the detailed descriptions of the precautions, and comply with the precautions stated.

### Explanation of Labels









<b><i>NOTICE</i></b>
Indicates practices that may cause property damage <sup>1</sup> and other problems which include data loss, but not personal injury

1. Property damage means damage to customer or third party machines and equipment.

### Explanation of Graphic Symbols

 <b>Prohibited</b>	 <b>Instructions</b>
Indicates prohibited actions.	Indicates actions that must be undertaken for safety purposes.

# NOTICE

 <b>Prohibited</b>	Do not remove the drive from your system while the system is powered on. It may cause damage to the drive.
 <b>Prohibited</b>	Do not power off or reset while the SSD Firmware Update Tool is running.
 <b>Prohibited</b>	Do not run SSD Firmware Update Tool on a battery driven system. Be sure to supply power to the system via the AC adapter.
 <b>Prohibited</b>	Do not change any configuration files of this application. To do so may harm your system.
 <b>Prohibited</b>	Do not execute SSD Firmware Update Tool under computer virus infection. To do so may harm your system.
 <b>Instructions</b>	Before you execute SSD Firmware Update Tool, please understand and comply with the instructions. It may cause damage for your system or SSD, and data loss on your SSD.
 <b>Instructions</b>	<p>Be sure to backup of your data before SSD firmware update operation.</p> <p>If you encountered abnormal system terminations or unexpected SSD Firmware Update Tool terminations while your operation, it may cause damage and/or data loss on your system and/or on your SSD.</p> <p>In case of your unexpected operations while SSD Firmware Update Tool execution, it may cause damage and/or data loss on your system and/or on your SSD</p> <p>Toshiba does not warrant any damage and/or data loss on your system and/or on your SSD.</p>
 <b>Instructions</b>	<p>Toshiba does not warrant that this SSD Firmware Update Tool will complete firmware update for any and all environments of your system.</p> <p>If you fail firmware update in multiple times, please try SSD firmware update operation on other systems.</p> <p>Moreover, if you fail firmware update in multiple times on other systems, please contact customer support center on the web site.</p>

# 1. Introduction

This manual describes the SSD Firmware Update Tool (hereinafter “FW Update Tool”). Please read carefully the DISCLAIMER and Safety Precautions section before using the FW Update Tool.

The FW Update Tool is software for updating internal firmware of TOSHIBA Solid State Drives (hereafter TOSHIBA SSDs).

The FW Update Tool provides the following features:

- FW Update Tool detects TOSHIBA SSDs itself and firmware revision on your system.
- If FW Update Tool detects upgradable firmware, it will update the firmware on TOSHIBA SSDs.

This manual describes the procedure for updating the firmware on TOSHIBA SSDs.

## 2. System Requirements

FW Update Tool requires the following:

### a) Supported SSDs

- Please refer supported TOSHIBA SSDs and FW Update Tool correspondence on our products web site respectively.

### b) Supported Hardware

System Hardware that satisfies requirements of supported operating system.

### c) Supported operating system

- Microsoft® Windows® 10 (x86 and x64)
- Microsoft® Windows® 8.1 (x86 and x64)
- Microsoft® Windows® 8 (x86 and x64)
- Microsoft® Windows® 7 (x86 and x64) with SP1
- Microsoft® Windows Vista® (x86 and x64) with SP2

### d) Screen resolution

Require 32 bits color and greater than 1024 x 768 pixels.

### e) Supported SSD Connection environment

- The SSDs need to be connected on SATA ports.
- The SSDs, which belong as member of RAID array, may not be supported for firmware update operation.
- The SSDs, which belong as member of RAID array, may need to be upgradable sequentially one by one.
- While your system is building RAID array (such as rebuild process), the SSDs, which belong as member of RAID array, cannot be executed firmware update operation.
- If the firmware update operation fails on your RAID system , you need to execute firmware upgrade operation on NON RAID environment.
- Extension Cards (such as PCIe-SATA conversion) is not supported.

### f) Language

- English is the primary language on FW Update Tool.
- Screen shots include some Japanese which depend on execution language environment.

### g) Others

- Firmware Update Tool needs to be executed by the user which belongs as Administrator Group.

### 3. How to use SSD Firmware Update Tool

#### 3.1. Firmware Update Procedure

Please execute FW Update tool (extension=.exe) with following instructions below.

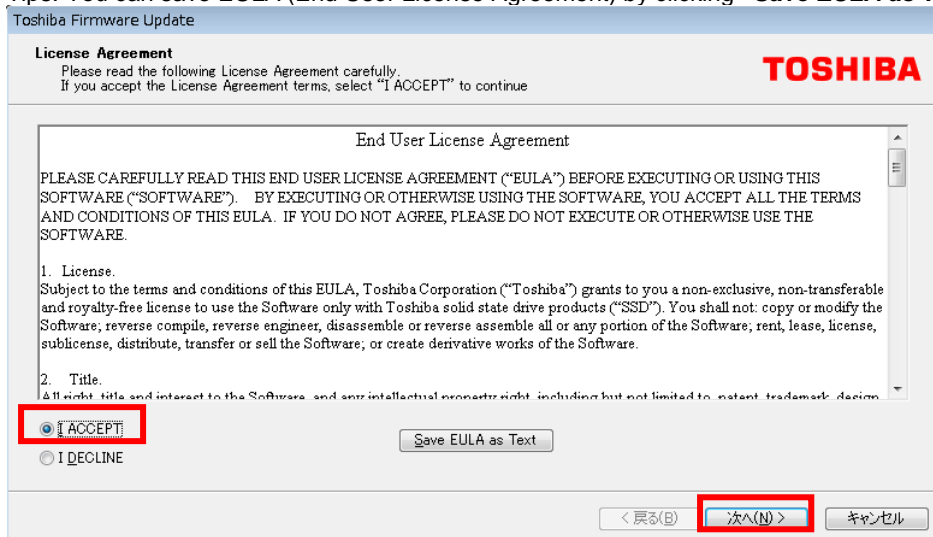
- 1) Save "FW Update tool" to a folder on your system.
- 2) When you execute "FW Update tool" by double clicking, you may see below "User Account Control" window based on your Windows® system setting. Please Click "Yes" to continue.



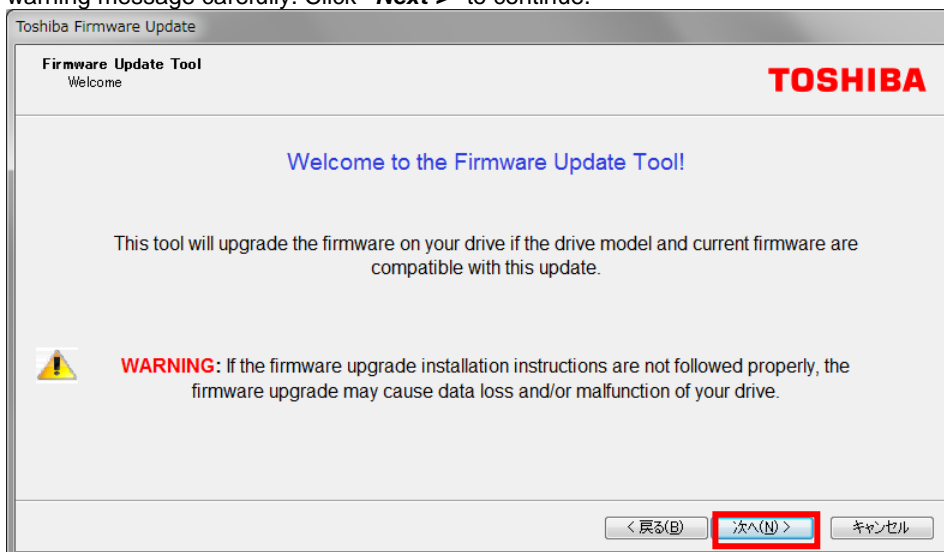
Note:

1. This Screen Shot is Japanese Version User Account Control Window. This window will be displayed with the language that depends on your operating system.
2. "Publisher" information comes from "Root CA" (= Root Certification Authority) information on your system. Even if you see "Publisher" information as "Unknown" instead of "IndiLogic LLC", This "Publisher" information will not affect FW Update functionality.
3. If you update "Root CA" information on your system, it will display as correct one.

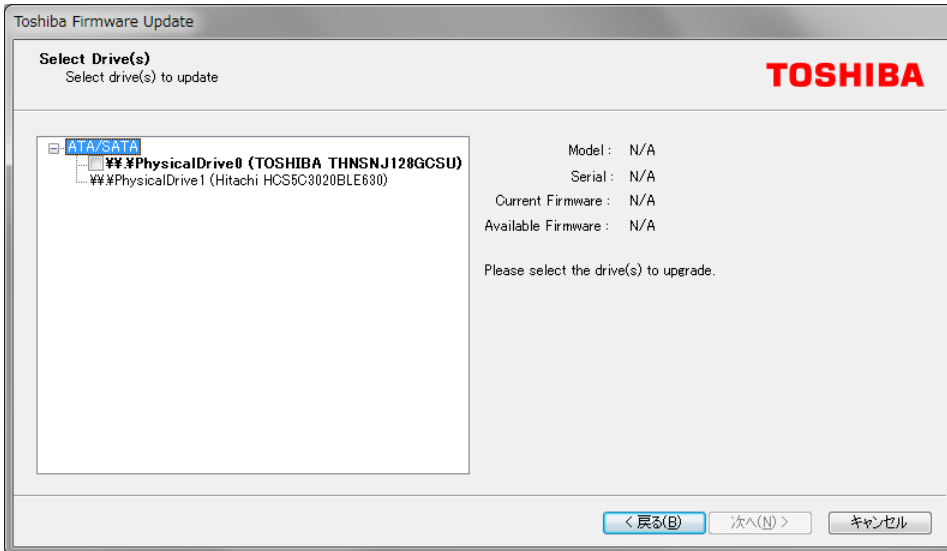
- 3) Double-click the "FW Update tool" to start the firmware update wizard. Review the License Agreement, If you agree with it, click "I ACCEPT" and then click "Next >".  
Tips: You can save EULA (End User License Agreement) by clicking "Save EULA as Text".



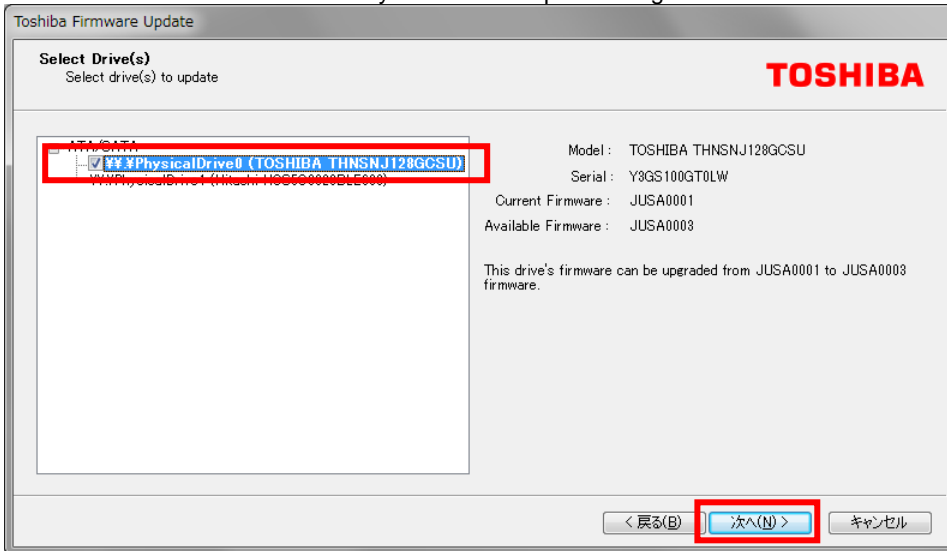
- 4) You will see below welcome window. If you want to continue firmware update operation, then, you need to check warning message carefully. Click "Next >" to continue.



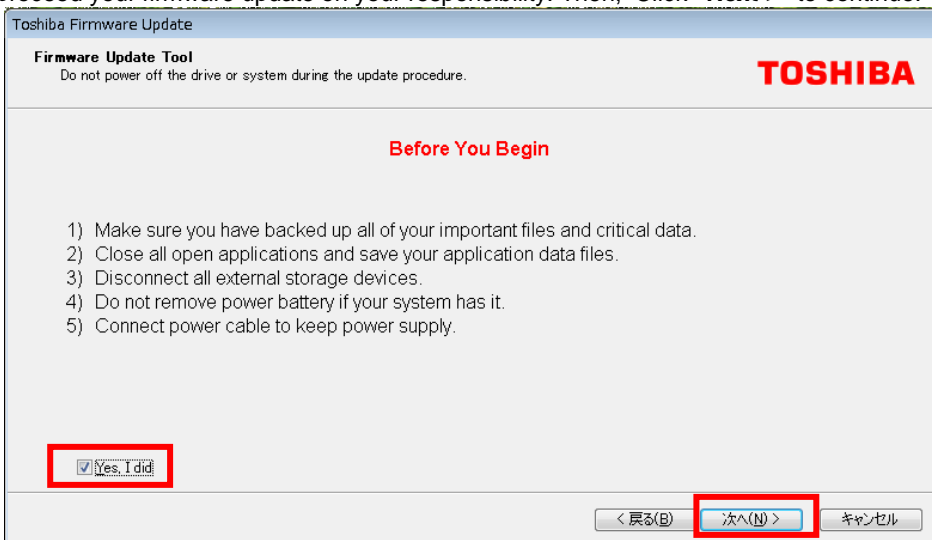
- 5) "SSD selection window" is displayed like below.  
You can't select SSDs which are not targeted on your FW Update Tool.  
(This is just an example for SSD selection. Actual Name may be different on your system.)



6) Please Click “Check Box” to select your firmware updates target drive. Click “Next >” to continue.

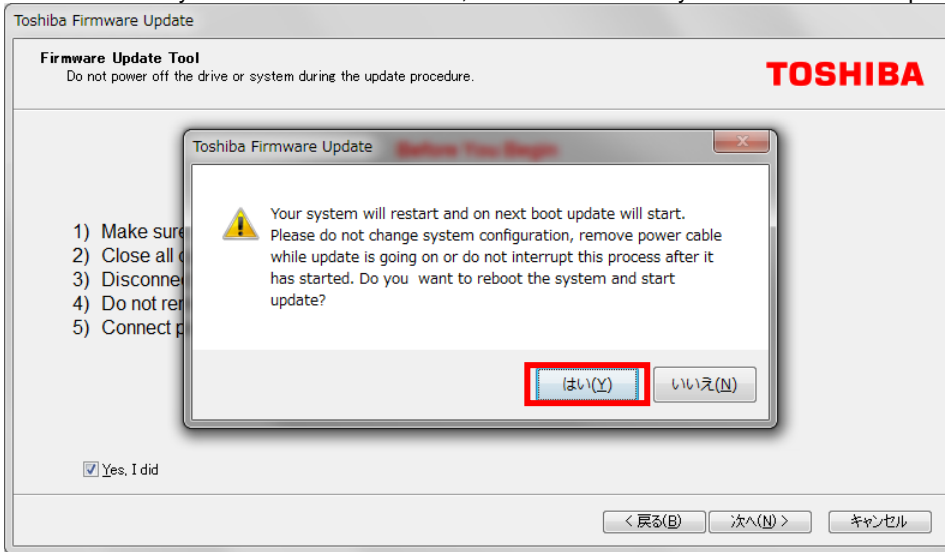


7) “Before You Begin window” is displayed like below. If you want to continue firmware update operation, you need to confirm these check items respectively by yourself. If you meet requirements, Click “Yes I did” Check Box to proceed your firmware update on your responsibility. Then, Click “Next >” to continue.





8) You see below last warning message. If you really want to continue firmware update operation, Click “Yes” to continue. Your system executes shut down, reboot automatically and start firmware update.




9) After shutdown operation, system reboots and executes firmware update operation automatically. If you see “Drive updated successfully” message, firmware update operation will be successful. System will reboot after 25 seconds waiting time automatically. **”System will reboot in (0) second” is the last message for this procedure. If your system doesn’t start reboot operation automatically, then you can shut down your system by manually.** (Example: Drive updated successfully)

```

*** Toshiba Firmware Update Application ***
** SYSTEM MAY APPEAR UNRESPONSIVE **
** PLEASE DO NOT UNPLUG OR POWER OFF THE SYSTEM **

Preparing system, please wait
Updating drive TOSHIBA THNSNJ128GCSU (Y3GS100GT0LW), 1 of 1, This may take
several minutes
Updating 100% done
Drive updated successfully
UPDATE DONE
System will reboot in (4) second.
  
```

End of firmware update operation.

 <b>Instructions</b>	<p>Toshiba does not warrant that this SSD Firmware Update Tool will complete firmware update for any and all environments of your system. If you fail firmware update in multiple times, please try SSD firmware update operation on other systems.</p> <p>Moreover, if you fail firmware update in multiple times on other systems, please contact customer support center on the web site.</p>
--	--

## RESTRICTIONS ON PRODUCT USE

- Toshiba Corporation, and its subsidiaries and affiliates (collectively "TOSHIBA"), reserve the right to make changes to the information in this document, and related hardware, software and systems (collectively "Product") without notice.
- This document and any information herein may not be reproduced without prior written permission from TOSHIBA. Even with TOSHIBA's written permission, reproduction is permissible only if reproduction is without alteration/omission.
- Though TOSHIBA works continually to improve Product's quality and reliability, Product can malfunction or fail. Customers are responsible for complying with safety standards and for providing adequate designs and safeguards for their hardware, software and systems which minimize risk and avoid situations in which a malfunction or failure of Product could cause loss of human life, bodily injury or damage to property, including data loss or corruption. Before customers use the Product, create designs including the Product, or incorporate the Product into their own applications, customers must also refer to and comply with (a) the latest versions of all relevant TOSHIBA information, including without limitation, this document, the specifications, the data sheets and application notes for Product and the precautions and conditions set forth in the "TOSHIBA Semiconductor Reliability Handbook" and (b) the instructions for the application with which the Product will be used with or for. Customers are solely responsible for all aspects of their own product design or applications, including but not limited to (a) determining the appropriateness of the use of this Product in such design or applications; (b) evaluating and determining the applicability of any information contained in this document, or in charts, diagrams, programs, algorithms, sample application circuits, or any other referenced documents; and (c) validating all operating parameters for such designs and applications. **TOSHIBA ASSUMES NO LIABILITY FOR CUSTOMERS' PRODUCT DESIGN OR APPLICATIONS.**
- **PRODUCT IS NEITHER INTENDED NOR WARRANTED FOR USE IN EQUIPMENTS OR SYSTEMS THAT REQUIRE EXTRAORDINARILY HIGH LEVELS OF QUALITY AND/OR RELIABILITY, AND/OR A MALFUNCTION OR FAILURE OF WHICH MAY CAUSE LOSS OF HUMAN LIFE, BODILY INJURY, SERIOUS PROPERTY DAMAGE AND/OR SERIOUS PUBLIC IMPACT ("UNINTENDED USE").** Except for specific applications as expressly stated in this document, Unintended Use includes, without limitation, equipment used in nuclear facilities, equipment used in the aerospace industry, medical equipment, equipment used for automobiles, trains, ships and other transportation, traffic signaling equipment, equipment used to control combustions or explosions, safety devices, elevators and escalators, devices related to electric power, and equipment used in finance-related fields. **IF YOU USE PRODUCT FOR UNINTENDED USE, TOSHIBA ASSUMES NO LIABILITY FOR PRODUCT.** For details, please contact your TOSHIBA sales representative.
- Do not disassemble, analyze, reverse-engineer, alter, modify, translate or copy Product, whether in whole or in part.
- Product shall not be used for or incorporated into any products or systems whose manufacture, use, or sale is prohibited under any applicable laws or regulations.
- The information contained herein is presented only as guidance for Product use. No responsibility is assumed by TOSHIBA for any infringement of patents or any other intellectual property rights of third parties that may result from the use of Product. No license to any intellectual property right is granted by this document, whether express or implied, by estoppel or otherwise.
- **ABSENT A WRITTEN SIGNED AGREEMENT, EXCEPT AS PROVIDED IN THE RELEVANT TERMS AND CONDITIONS OF SALE FOR PRODUCT, AND TO THE MAXIMUM EXTENT ALLOWABLE BY LAW, TOSHIBA (1) ASSUMES NO LIABILITY WHATSOEVER, INCLUDING WITHOUT LIMITATION, INDIRECT, CONSEQUENTIAL, SPECIAL, OR INCIDENTAL DAMAGES OR LOSS, INCLUDING WITHOUT LIMITATION, LOSS OF PROFITS, LOSS OF OPPORTUNITIES, BUSINESS INTERRUPTION AND LOSS OF DATA, AND (2) DISCLAIMS ANY AND ALL EXPRESS OR IMPLIED WARRANTIES AND CONDITIONS RELATED TO SALE, USE OF PRODUCT, OR INFORMATION, INCLUDING WARRANTIES OR CONDITIONS OF MERCHANTABILITY, FITNESS FOR A PARTICULAR PURPOSE, ACCURACY OF INFORMATION, OR NONINFRINGEMENT.**
- Do not use or otherwise make available Product or related software or technology for any military purposes, including without limitation, for the design, development, use, stockpiling or manufacturing of nuclear, chemical, or biological weapons or missile technology products (mass destruction weapons). Product and related software and technology may be controlled under the applicable export laws and regulations including, without limitation, the Japanese Foreign Exchange and Foreign Trade Law and the U.S. Export Administration Regulations. Export and re-export of Product or related software or technology are strictly prohibited except in compliance with all applicable export laws and regulations.
- Please contact your TOSHIBA sales representative for details as to environmental matters such as the RoHS compatibility of Product. Please use Product in compliance with all applicable laws and regulations that regulate the inclusion or use of controlled substances, including without limitation, the EU RoHS Directive. **TOSHIBA ASSUMES NO LIABILITY FOR DAMAGES OR LOSSES OCCURRING AS A RESULT OF NONCOMPLIANCE WITH APPLICABLE LAWS AND REGULATIONS.**

**TOSHIBA CORPORATION**  
**Semiconductor & Storage Products Company**

1-1, Shibaura 1-Chome, Minato-ku, Tokyo 105-8001, Japan  
The location may be changed.

Issued in October, 2015  
Copyright©2015 TOSHIBA CORPORATION, All Rights Reserved.